



# AZADI OFFER

**300<sup>+</sup>** ft Height    **50<sup>+</sup>** Amenities    **15<sup>+</sup>** Lifts    **36** Months Possession  
**800<sup>+</sup>** Residential Units    **200<sup>+</sup>** Commercial Units    **100%** Shariah Compliant Investment    **48** Months Payment Plan



**10 SECONDS FROM**

- Winter Land
- Bahria School
- Food Court

**3 MINUTES FROM**

- Bahria Hospital
- Eiffel Tower
- Grand Mosque
- Imtiaz Store

**5 MINUTES FROM**


- Ring Road
- Raiwind Road
- Canal Road

**10 MINUTES FROM**

- M2 Motorway
- Shaukat Khanum
- Thokar Niaz Baig

**30 MINUTES FROM**

- International Airport
- Lahore Cantt



TALLEST TOWER OF LAHORE

Founded in 2014, ABS Developers (PVT.) Ltd. is Pakistan's first shariah-compliant real estate firm. With a dedication to transparency and high ROI, we excel in high-rise projects in Lahore, offering turnkey solutions. Our commitment to quality, innovation, and community impact propels us toward becoming the leading real estate service provider in the region.

"I would like to sincerely thank our valued members for your continued support in ensuring that we remain a leading property development & management company across Pakistan".

CEO ABS Developers (Pvt) Ltd.

*Dr. Subayyaf Ikram*



**PEARL ONE TOWER**  
 (PLOT #10-18, IQBAL BLOCK, BAHRIA TOWN, LAHORE)



**READY FOR POSSESSION**



**ABS MALL & RESIDENCY**  
 (PLOT # 1-4, CVR PHASE 1, BAHRIA TOWN, LAHORE)



**7 MONTHS RECORD DEVELOPMENT**

**5** Million+ Sq. Ft  
 Planned  
 Projects

**16** +  
 Delivered  
 Projects

**1000** +  
 Satisfied  
 Clients

**100** %  
 Riba Free  
 Policy

**1000** +  
 Generated  
 Employment  
 Opportunities

**100** %  
 Shariah  
 Compliance

**100** %  
 On Time  
 Delivery



# PEARL ONE COURTYARD

## 50<sup>+</sup> Amenities

Explore luxury and innovation at Pearl One - Courtyard, Bahria Town Lahore's jewel. With 300+ units, a grand Jamia Mosque and the city's tallest building, enjoy seamless living in hotel-serviced apartments. Experience unmatched convenience with 24/7 services and 21+ amenities.

40<sup>+</sup> Floors

300<sup>+</sup> Ft Height

500<sup>+</sup> Residential Units

15<sup>+</sup> High Speed Elevators

800<sup>+</sup> Person Jamia Masjid

1,000,000<sup>+</sup> Sq Ft Area



HIGH SPEED ELEVATORS



24/7 GROCERY SERVICE



24/7 ROOM SERVICE



INFINITY POOL



GYM



2MIN RING ROAD RAIWIND ROAD & MULTAN ROAD



FULLY AUTOMATED COMPLEX



FOOD COURTS



ROOFTOP GARDEN



HYPER MALL



AIRPORT 25 MIN



CITY CENTRE 10 MIN




10 MIN FROM M2 MOTORWAY


# 1 BED APARTMENT - INTERIOR MODEL




**BED ROOM**



**WASH ROOM**



**BED ROOM**




**KITCHEN**




**LIVING ROOM**


## 2 BED APARTMENT - INTERIOR MODEL




**BED ROOM**




**WASH ROOM**



**WASH ROOM**



**LIVING ROOM**



**KITCHEN**




**STUDY ROOM**

## 3 BED APARTMENT - INTERIOR MODEL



**BED ROOM**



**WASH ROOM**



**BED ROOM**



**KITCHEN**



**DRAWING ROOM**



**LIVING ROOM**

# CONSTRUCTION STARTED





# CONSTRUCTION STARTED





# LOCATION FEATURES



2 MINUTES FROM RING ROAD



2 MINUTES FROM RAIWIND ROAD



2 MINUTES FROM MULTAN ROAD



2 MINUTES FROM CANAL ROAD



2 MINUTES FROM IMTIAZ STORE



2 MINUTES FROM EIFFEL TOWER



2 MINUTES FROM GRAND JAMIA MASJID



2 MINUTES FROM BAHRIA INTERNATIONAL HOSPITAL



1 MINUTE FROM BAHRIA INTERNATIONAL SCHOOL



1 MINUTE FROM BAHRIA TOWN WINTERLAND



1 MINUTE FROM MEDICAL COLLEGE



10 MINUTES FROM THOKAR NIAZ BAIG FLYOVER



10 MINUTES FROM MOTORWAY



12 MINUTES FROM SHAUKAT KHANUM



15 MINUTES FROM CITY CENTER



25 MINUTES FROM ALLAMA IQBAL INTERNATIONAL AIRPORT

# 1ST FLOOR TO 22ND FLOOR PLANS



FURNISHING PARTNER  
**INTERWOOD**

ARCHITECTURAL & DESIGN PARTNER  
**ABS DESIGN & ARCHITECTURAL STUDIO**

DEVELOPMENT PARTNER  
**ICC CONSTRUCTION**



# AZADI OFFER

## RESIDENTIAL *Payment Plan*

1BED	DOWN PAYMENT	EVERY MONTH X 40	EVERY 6TH MONTH X 8	LAST PAYMENT	GRAND TOTAL
500 SQ. FT	1,400,000	85,000 X 40	685,000 X 8	220,000	10,500,000
2BED	DOWN PAYMENT	EVERY MONTH X 35	EVERY 6TH MONTH X 7	LAST PAYMENT	GRAND TOTAL
800 SQ. FT	1,400,000	135,000 X 40	1,075,000 X 8	1,400,000	16,800,000
2BED	DOWN PAYMENT	EVERY MONTH X 35	EVERY 6TH MONTH X 7	LAST PAYMENT	GRAND TOTAL
1000 SQ. FT	1,400,000	170,000 X 40	1,350,000 X 8	2,000,000	21,000,000
3BED	DOWN PAYMENT	EVERY MONTH X 35	EVERY 6TH MONTH X 7	LAST PAYMENT	GRAND TOTAL
1900 SQ. FT	1,400,000	350,000 X 40	2,540,000 X 8	4,180,000	39,900,000
4BED	DOWN PAYMENT	EVERY MONTH X 35	EVERY 6TH MONTH X 7	LAST PAYMENT	GRAND TOTAL
2450 SQ. FT	1,400,000	450,000 X 40	3,250,000 X 8	6,050,000	51,450,000

**NOTE:**

- ALL AREAS ARE GROSS & APPROX.
- FRONT & CORNER, COURTYARD & CATEGORIES WILL BE CHARGED.
- PAYMENT PLAN VALID SUBJECT TO AVAILABILITY OF UNITS.
- INSTALMENT PLAN STARTS FROM 1ST MAY 2024.
- NO DISCOUNT ON FULL CASH PAYMENT.
- VALID TILL 20TH AUGUST 2024.



FURNISHING PARTNER



ARCHITECTURAL & DESIGN PARTNER



DEVELOPMENT PARTNER

